

**\*Prices are subject to change without notice due to duties and/or tariffs.**

**\*Shipping Dim:** the retail carton is overboxed in a slightly larger brown carton for safe shipping.

## Craft and Drawing Tables



### Hourglass Craft Center

Item #13293 Color: Charcoal/White  
Carton Dim.: 42" L x 26" W x 7.75" H

UPC: 0-17342-13293-1 Dealer: \$125.50 MSRP: \$299.99  
lbs.: 50.6 40' Qty: 438

- A Complete Drawing Station with Stool
- Wood Top: 36" W x 23.75" D
- Right Shelf: 15.5" W x 15.75" D
- Rear Panel for Rigidity
- Powder Coated Steel Frame for Durability
- Wood Seat Stool: 20.5" H

- Dimensions: 50" W x 23.75" D x 30" H
- Adjustable Angle from 0-45°
- Three Cloth Drawers: 13" W x 13" D
- Slide Up Pencil Ledge: 23.5" W
- Six Floor Levelers for Uneven Surfaces
- Weight Limit: 50 lbs. | Drawers: 5 lbs. ea. | Stool: 200 lbs.



### Hourglass Craft Table with Stool

Item #13296 Color: Charcoal/White  
Carton Dim.: 40" L x 26" W x 5" H

UPC: 0-17342-13296-2 Dealer: \$ 85.60 MSRP: \$199.99  
lbs.: 31 40' Qty: 710

- A Table and Stool Set for Drawing and Painting
- Wood Top: 36" W x 23.75" D
- Rear Panel for Rigidity
- Powder Coated Steel Frame for Durability
- Wood Seat Stool: 20.5" H

- Dimensions: 36" W x 23.75" D x 30" H
- Adjustable Angle from 0-45°
- Slide-Up Pencil Ledge: 23.5" W
- Four Floor Levelers for Uneven Surfaces
- Weight Limit: 50 lbs. | Stool: 200 lbs.



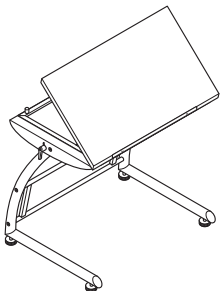
### Hourglass Craft Table

Item #13294 Color: Charcoal/White  
Carton Dim.: 41.5" L x 26" W x 5" H

UPC: 0-17342-13294-8 Dealer: \$ 84.20 MSRP: \$199.99  
lbs.: 31 40' Qty: 689

- A Simple Table for Drawing and Painting
- Wood Top: 36" W x 23.75" D
- Rear Panel for Rigidity
- Powder Coated Steel Frame for Durability
- Weight Limit: 50 lbs.

- Dimensions: 36" W x 23.75" D x 30" H
- Adjustable Angle from 0-45°
- Slide-Up Pencil Ledge: 23.5" W
- Four Floor Levelers for Uneven Surfaces



### Triflex Drawing Table (Wood Top)

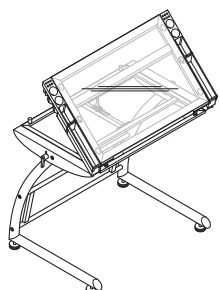
Item #10098 Color: Charcoal/White  
Carton Dim.: 42.25" L x 32" W x 5" H

UPC: 0-17342-10098-5 Dealer: \$138.00 MSRP: \$319.99  
lbs.: 42 40' Qty.: 670

- Dimensions: 39.5" W x 28.5" D x 32" H
- Use as a Writing, Drawing, or Stand Up Desk
- Dual Tilt Design Raises Desk to 40" H (23° Tilt)
- Rear Frame for Rigidity
- Four 2" Wide Floor Levelers for Stability
- Weight Limit: 25 lbs.

- Wood Top: 35.5" W x 23.5" D
- Adjustable Angle Top goes from Flat to 70 Degrees
- Powder Coated Steel Frame for Durability
- Slide Up Pencil Ledge: 23.5" W
- Compatible with 24" and 36" Premier Metal Art Trays

**PATENT NO.**  
10,039,378



### Triflex Drawing Table (Glass Top)

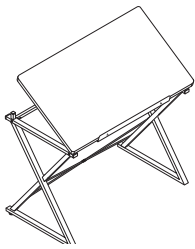
Item #10088 Color: Charcoal/Clear Glass  
Item #10089 Color: Silver/Blue Glass  
Carton Dim.: 44.5" L x 30.75" W x 6" H

UPC: 0-17342-10088-6 Dealer: \$200.65 MSRP: \$469.99  
UPC: 0-17342-10089-3 Dealer: \$200.65 MSRP: \$469.99  
lbs.: 49 40' Qty.: 451

- Dimensions: 40.75" W x 29" D x 31" H
- Writing, Drafting, or Stand Up Desk
- Dual Tilt Design Raises Desk to 39.5" H (25° Tilt)
- Rear Crossbars for Rigidity
- Four Side Trays for Extra Storage
- Compatible with Light Pad Support Bars #10049

- Glass Top: 35.25" W x 23.5" D
- Adjustable Angle Top Tilts from Flat to 70 degrees
- Powder Coated Steel Frame for Durability
- Slide-Up Pencil Ledge: 23.5" W
- Four 2" Wide Floor Levelers for Stability

**PATENT NO.**  
10,039,378



### Axiom Drawing Table

Item #10117 Color: Charcoal/Ashwood  
Carton Dim.: 46" L x 26" W x 5.5" H

UPC: 0-17342-10117-3 Dealer: \$ 94.10 MSRP: \$219.99  
lbs.: 39 40' Qty: 564

- Dimensions: 42" W x 24" D x 30" H
- Top Angle Adjustment up to 40°
- Rear Crossbars for Rigidity
- Four Floor Levelers for Stability

- Top Dimensions: 42" W x 24" D
- Powder Coated Steel Frame for Durability
- Pencil Ledge: 24" W
- Weight Limit: 50 lbs




### Ultima Fold-A-Way Table

Item #19652 Color: Black Base  
Carton Dim.: 44" L x 31.5" W x 5" H

UPC: 0-17342-19652-0 Dealer: \$109.80 MSRP: \$249.99  
lbs.: 45 40' Qty.: 454

- Dimensions: 42.25" W x 32" D x 31.5" H
- White Tabletop Color
- Height Adjustment: 31.5"-48.5" High when Flat
- Removable Storage Tray: 28.5" W x 7.75" D
- Slide-Up Pencil Ledge: 24" W
- Four Floor Levelers for Stability

- Main Work Surface: 42" W X 30" D
- Adjustable Height and Angle
- Maximum Tilt Angle 40°
- Folds Flat for Easy Storage
- Powder Coated Steel Frame for Durability
- Weight Limit: Top: 50 lbs | Shelf: 25 lbs




### Fusion Craft Center with 24" Tray

Item #10102 Color: Charcoal/White  
Carton Dim.: 40.25" L x 29.75" W x 7" H

UPC: 0-17342-10102-9 Dealer: \$138.20 MSRP: \$309.99  
lbs.: 60 40' Qty: 439

- Dimensions: 47.75" W x 23.75" D x 35.5" H
- Angle Adjustment up to 60°
- Premier Metal Art Tray with Swivel Cup
- Slide-Out Side Shelf provides Extra Workspace
- Long Bottom Shelf to Keep your Supplies Handy
- Four Wide Floor Levelers for Stability
- Weight Limit: Top: 50 lbs  
Side/Bottom Shelf: 15 lbs ea. | Stool: 200 lbs

- Top: 35.5" W x 23.5" D
- Height Adjustment from 27.5" – 35.5"
- Flexible Foam Pencil Organizer
- Two Wire Mesh Storage Drawers
- Slide-Up Pencil Ledge: 24" W
- Steel Frame Construction for Durability
- Padded Stool Included: 21" H



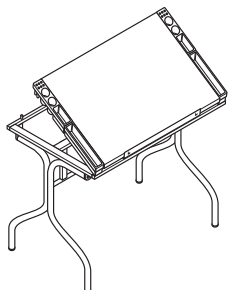
### Stellar Craft Table and Stool

Item #13354 Color: Gold/Black  
Carton Dim.: 40.25" L x 27.5" W x 5.75" H

UPC: 0-17342-13354-9 Dealer: \$ 96.95 MSRP: \$289.99  
lbs.: 47 40' Qty.: 710

- Overall Dimensions: 36" W x 23.5" D x 30" H
- Top Angle Adjustment up to 45°
- Rear Steel Bar for Rigidity
- Four Floor Levelers for Stability
- Weight Limit: Top: 50 lbs. | Stool: 225 lbs.

- Top Dimensions: 36" W x 23.5" D
- Slide-Up Pencil Ledge: 23.5" W
- Powder Coated Steel Frame for Durability
- Padded Stool Included: 21" Tall



### Folding Craft Station

Item #13221 Color: Black/White  
Carton Dim.: 38.5" L x 26" W x 6.5" H

UPC: 0-17342-13221-4 Dealer: \$119.90 MSRP: \$279.99  
lbs.: 42 40' Qty: 522

- Dimensions: 40.75" W x 23.75" D x 30.5" H
- Six Angle Adjustments from Flat to 35 Degrees
- Heavy Gauge Steel Construction for Durability
- Slide-Up Pencil Ledge: 24" W
- Weight Limit: 50 lbs.

- Main Work Surface: 35.5" W x 23.75" D
- Four Removable Side Trays for Supplies
- Four Floor Levelers for Stability
- No Tools Required for Assembly



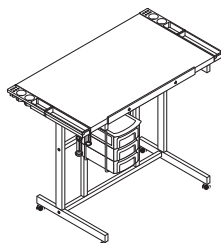
### Studio Craft Center

Item #13240    Color: White/Maple  
Carton Dim.: 33.75" L x 24.5" W x 4.5" H

- Dimensions: 34" W x 23.5" D x 29.5"-37.5" H
- Top Angle Adjusts from Flat to 30 Degrees
- Two Removable Side Trays for Supplies
- Four Casters for Mobility with Two Locking
- Weight Limit: Table: 50 lbs. | Stool: 200 lbs

UPC: 0-17342-13240-5    Dealer: \$ 86.30    MSRP: \$199.99  
lbs.: 33    40' Qty.: 1,000

- Main Work Surface: 31.5" W x 23.5" D
- Slide-Up Pencil Ledge: 24" W
- Powder Coated Steel Frame for Durability
- Tall Padded Stool Included: 21" H



### Deluxe Craft Station

Item #13250    Color: Black/White  
Carton Dim.: 40" L x 26" W x 5" H

- Dimensions: 41" W x 24" D x 30.5" H
- Finger Touch Adjustable Angle Top
- Four Side Trays for Paints, Brushes, Pens, and Other Accessories
- Slide-Up Pencil Ledge: 24" W
- **Double-Boxed for Added Protection**

UPC: 0-17342-13250-4    Dealer: \$120.90    MSRP: \$279.99  
lbs.: 36    40' Qty.: 590

- Main Work Surface: 36" W x 24" D
- Angle Adjustment up to 40°
- Three Plastic Molded Slide-Out Drawers for Storage
- Casters for Mobility with Two Locking
- Metal Frame Holder with Drip Tray for Glue Gun and Cup Holder
- Weight Limit: 25 lbs.



### Zenith Table

Item #13340    Color: Black/Black  
Carton Dim.: 49.5" L x 31.25" W x 4.75" H

- Dimensions: 42" W x 30" D x 38.5" H
- Unique Contemporary Design
- Height Adjustment: 32.5", 35.5, and 38.5" H
- Storage Shelf: 30" W x 9.5" D
- Weight Limit: 25 lbs.

UPC: 0-17342-13340-2    Dealer: \$154.25    MSRP: \$349.99  
lbs.: 51    40' Qty.: 445

- Main Work Surface: 42" W x 30" D
- Angle Adjustment up to 40°
- Slide-Up Pencil Ledge: 24" W
- Four Wide Floor Levelers for Stability



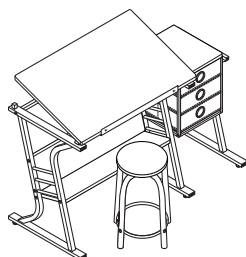
### 2 Pc. Comet Center Plus

Item #13355    Color: Pink/Spatter Gray  
Item #13356    Color: Blue/Spatter Gray  
Item #13357    Color: Silver/Black  
Item #13358    Color: Black/White  
Carton Dim.: 40.25" L x 26" W x 7.75" H

- Dimensions: 50" W x 23.75" D x 29.5" H
- Three Storage Drawers: 12.75" x 12.75"
- Additional Under Desktop Storage Shelf
- Heavy Gauge Steel Construction for Durability
- Wood Seat Stool Included: 20" H

UPC: 0-17342-13355-6    Dealer: \$125.10    MSRP: \$279.99  
UPC: 0-17342-13356-3    Dealer: \$125.10    MSRP: \$279.99  
UPC: 0-17342-13357-0    Dealer: \$125.10    MSRP: \$279.99  
UPC: 0-17342-13358-7    Dealer: \$125.10    MSRP: \$279.99  
lbs.: 56    40' Qty.: 510

- Main Work Surface: 36" W x 23.75" D
- Slide-Up Pencil Ledge: 24" W
- Angle Adjustment up to 40°
- Six Floor Levelers for Stability
- Weight Limit: Top: 50 lbs | Shelf: 20 lbs | Stool: 200 lbs



### Eclipse Ultra Craft Center

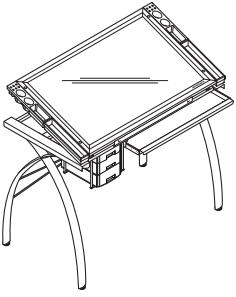
Item #13392    Color: Black/White  
Item #13393    Color: Black/Black  
Carton Dim.: 40" L x 26.75" W x 9" H

- Dimensions: 49" W x 24" D x 30" H
- Three Storage Drawers: 12.75" x 12.75"
- Additional Under Desktop Storage Shelf
- Heavy Gauge Steel Construction for Durability
- Stool Included: 20.5" H

UPC: 0-17342-13392-1    Dealer: \$118.00    MSRP: \$299.99  
UPC: 0-17342-13393-8    Dealer: \$118.00    MSRP: \$299.99  
lbs.: 58    40' Qty.: 490

- Main Work Surface: 35.5" W x 23.5" D
- Slide-Up Pencil Ledge: 24" W
- Angle Adjustment up to 40°
- Six Floor Levelers for Stability
- Weight Limit: Top: 50 lbs | Shelf: 25 lbs | Stool: 200 lbs

## Futura Collection



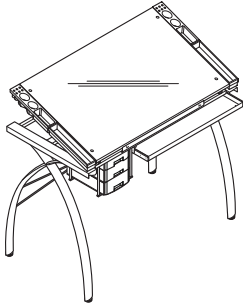
### Artograph® Futura Light Table

Item #10062 Color: Black/Clear Glass [US]  
 Item #10064 Color: Black/Clear Glass [INTL]  
 Carton Dim.: 60" L x 26.5" W x 6" H

UPC: 0-88612-10062-2 Dealer: \$330.00 MSRP: \$779.99  
 UPC: 0-88612-10064-6 Dealer: \$330.00 MSRP: \$779.99  
 lbs.: 56 40' Qty.: 400 **MAP: \$549.99**

- Dimensions: 43.25" W x 24" D x 31.5" H
- Tempered Safety Glass Top
- Custom Size Artograph® LightPad
- Top Angle Adjustment up to 35 Degrees
- Pencil Storage Drawer: 28" W x 10" D
- Four Floor Levelers for Stability
- Weight Limit: 25 lbs

- Main Work Surface: 38" W x 24" D
- Three Plastic Molded Slide Out Drawers for Storage Which Can be Mounted on Left or Right Side of Table
- Four Removable Side Trays for Supplies
- Heavy Gauge Steel Construction for Durability
- Slide-Up Pencil Ledge: 24" W



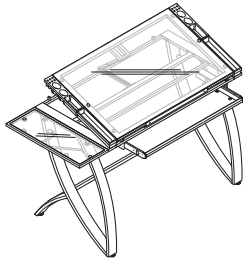
### Futura Craft Station

Item #10050 Color: Silver/Blue Glass  
 Carton Dim.: 58" L x 26" W x 5" H

UPC: 8-15104-10050-7 Dealer: \$159.25 MSRP: \$379.99  
 lbs.: 50 40' Qty.: 455

- Dimensions: 43.25" W x 24" D x 31.5" H
- Tempered Safety Glass Top Can be Used as a Light Table
- Angle Adjustment up to 35°
- Pencil Drawer with Built-In Handle: 28" W x 10" D
- Four Floor Levelers for Stability
- Weight Limit: 25 lbs

- Main Work Surface: 38" W x 24" D
- Three Plastic Molded Slide Out Drawers for Storage Which Can be Mounted on Left or Right Side of Table
- Four Removable Side Trays for Supplies
- Heavy Gauge Steel Construction for Durability
- Slide-Up Pencil Ledge: 24" W



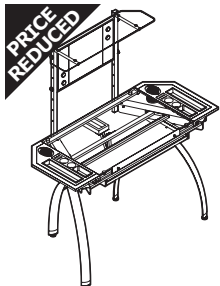
### Futura Luxe Craft Table

Item #10079 Color: Pewter/Clear Glass  
 Carton Dim.: 41" L x 27.75" W x 9.5" H

UPC: 0-17342-10079-4 Dealer: \$202.10 MSRP: \$474.99  
 lbs.: 55 40' Qty.: 360

- Overall Dimensions: 50" W x 23.75" D x 31.5" H
- Tempered Safety Glass Top and Shelf
- Folding Side Shelf: 9.5" W x 23.75" D
- Top Angle Adjustment from Flat to 35 Degrees
- Slide-Out Pencil Drawer: 28" W x 9.25" D
- Slide-Up Pencil Ledge: 24"
- Can be Used as a Light Table for Tracing
- Weight Limit: Top: 25 lbs. | Shelf: 11 lbs. | Drawer: 5 lbs.

- Main Work Surface: 35.5" W x 23.75" D
- Powder Coated Steel Frame for Durability
- Shelf can be Attached to Left or Right Side
- Four Removable Side Trays for Supplies
- Rear Crossbar for Rigidity
- Four Floor Levelers for Stability
- Compatible with 36" Premier Metal Art Tray #12168



### Futura Tower

Item #10057 Color: Silver/Blue Glass  
 Item #10067 Color: Black/Clear Glass  
 Carton Dim.: 53.25" L x 29.5" W x 5.75" H

UPC: 0-17342-10057-2 Dealer: \$231.40 MSRP: \$499.99  
 UPC: 0-17342-10067-1 Dealer: \$212.25 MSRP: \$499.99  
 lbs.: 57 40' Qty.: 377

- Dimensions: 50" W x 22.5" D x 57" H
- Six Angle Adjustments up to 40°
- Extra Large 24" x 10" Pencil and Supply Drawer
- Two Cup Holders for Water Bottles, Drinks or Supplies
- Tempered Safety Glass Top and Shelf
- Heavy Gauge Steel Construction for Durability
- Beautiful Powder Coated Steel Finish

- Main Work Surface: 32.5" W x 20.5" D
- Four Removable Art Trays for Pencils, Brushes and Supplies
- Slide-Up Pencil Ledge: 24" W
- Tower Shelf for Storage: 24" W x 9" D
- Combo Magnetic / Cork Board with Four Magnets
- Four Floor Levelers for Stability

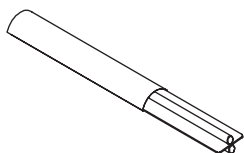


### Futura LS Work Center with Tilt

Item #50306 Color: Silver/Blue Glass  
Item #50308 Color: Black/Clear Glass  
Carton Dim.: 41" L x 23" W x 11" H

UPC: 0-17342-50306-9 Dealer: \$206.05 MSRP: \$479.99  
UPC: 0-17342-50308-3 Dealer: \$206.05 MSRP: \$479.99  
lbs.: 72 40' Qty.: 367

- Dimensions: 59" W x 59" D x 30" H
- Angle Adjustment up to 45°
- Slide-Up Pencil Ledge: 24" W
- Tilt Angle Top can be Attached to the Left or Right Side
- Rear Crossbars for Stability
- Eight Floor Levelers for Uneven Surfaces
- Main Work Surface 35.25" W x 20" D (x2 pcs)
- Can be Used as a Drafting Table and Light Table
- Corner Connector: 20" x 20"
- Powder Coated Steel Frame for Durability
- Tempered Safety Glass Tops

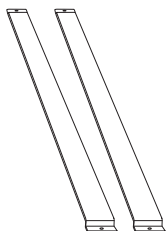


### Futura Leg Extension

Item #10051 Color: Silver  
Single Carton (1 set): 10" L x 4" W x 2.75" H  
Shipping Dimensions (1 set): 16" L x 5" W x 5" H  
Master Carton (12 sets): 20.5" L x 8.75" W x 9" H

UPC: 0-17342-10051-0 Dealer: \$ 18.35 MSRP: \$ 44.99  
lbs.: 4 40' Qty.: 27,996  
lbs.: 4 40' Qty.: 2,333

- Dimensions (each extension): 9.25" W x 2.25" D x 0.75" Thick
- For use with Drafting Chair or while Standing
- No Tools Required
- Raises Height of the Futura Craft Station 6.25" from 31.5" to 37.75" H
- Heavy Gauge Steel Construction for Durability
- Designed for Futura: #10050, and #10095

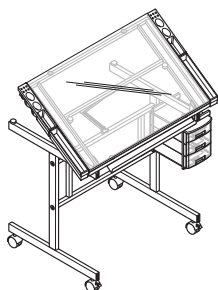


### Light Pad Support Bars

Item #10049 Color: Silver  
Item #10074 Color: Black  
Single Carton (1 set): 24.5" L x 1.5" W x 1" H  
Shipping Dimensions (1 set): 28" L x 4" W x 4" H  
Master Carton (50 sets): 25.75" L x 11.75" W x 9.5" H

UPC: 0-17342-10049-7 Dealer: \$ 6.35 MSRP: \$14.99  
UPC: 0-17342-10074-9 Dealer: \$ 6.35 MSRP: \$14.99  
lbs.: 2 40' Qty.: 64,400  
lbs.: 3 40' Qty.: 1,288

- Dim. (ea.): 23.5" W x 1.25" D x 0.125" Thick x2 Bars
- For Use in Attaching 6" x 9" and 9" x 12" Light Pads to: Futura Craft Station w/Shelf: (#10095, #10097) Folding Craft Station (#13220)
- Avanta Table (#10060)
- Vision Tables (#10053, #10055, #10061)
- Futura Craft Station (#10050, #10072)



### Vision Craft Station

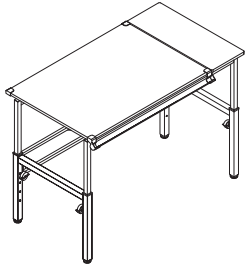
Item #10053 Color: Silver/Blue Glass  
Carton Dim.: 40" L x 26" W x 5.25" H

UPC: 0-17342-10053-4 Dealer: \$137.55 MSRP: \$299.99  
lbs.: 44 40' Qty.: 800

- Dimensions: 40.75" W x 25.75" D x 30" H
- Tempered Blue Safety Glass Top
- Three Plastic Molded Slide-Out Drawers for Storage (for Use on Left or Right Side)
- Four Casters for Mobility with Two Locking
- Weight Limit: 25 lbs.
- Main Work Surface: 35.5" W x 23.75" D
- Angle Adjustment up to 70°
- Heavy Gauge Powder Coated Steel Construction for Durability
- Storage Pencil Ledge: 23.75" W x 2" D
- Four Removable Side Trays for Supplies



## Graphix Collection

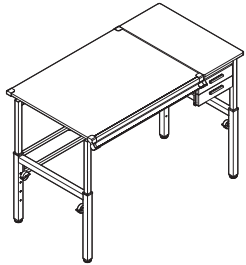


### Graphix II Workstation – 42" x 30"

Item #10210 Color: White/Gray  
Carton Dim.: 56" L x 32.5" W x 4.5" H

UPC: 0-17342-10210-1 Dealer: \$162.65 MSRP: \$399.99  
lbs.: 65 40' Qty.: 615

- Dimensions: 54" W x 31.5" D x 38.75" H
- Angled Top: 42" x 30"
- Fixed Side Shelf: 11.5" x 30"
- Two Lift Mechanisms for Greater Support
- Pencil Tray: 42" W x 1.5" D
- Weight Limit: Top: 50 lbs | Side Shelf: 25 lbs
- Dual Top Surface for Versatility
- Angle Adjustment from Flat to 30°
- Height Adjustment: 30.5" – 38.75" H
- Heavy Gauge Steel Construction for Durability
- Wide Floor Levelers for Stability

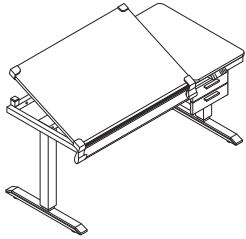


### Graphix II Pro Line Table with Drawers – 40" x 30"

Item #10212 Color: White/Gray  
Carton Dim.: 58" L x 35" W x 4.25" H

UPC: 0-17342-10212-5 Dealer: \$183.20 MSRP: \$499.99  
lbs.: 85 40' Qty.: 387

- Dimensions: 54" W x 31.5" D x 38.75" H
- Angled Top: 39.5" x 30" Adjusts from Flat to 30°
- Height Adjustment: 30.5" – 38.75" H
- Two Lift Mechanisms for Greater Support
- Heavy Gauge Steel Construction for Durability
- Wide Floor Levelers for Stability
- Dual Top Surface for Versatility
- Fixed Side Shelf: 11.5" x 30"
- Heavy Duty, 1" Thick Top and Side Shelf
- Two Laminate Drawers Provide Storage
- Pencil Tray: 39.5" W x 1.5" D
- Weight Limit: Top 50 lbs. | Side Shelf: 25 lbs.



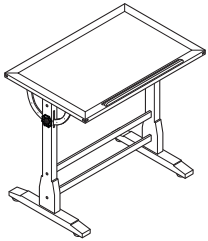
### Graphix eLift Workstation

Item #10213 Color: White/Gray  
Item #10214 Color: White/Gray  
Carton **1 of 2**: 62" L x 33.5" W x 5" H  
Carton **2 of 2**: 33" L x 13.5" W x 6" H

UPC: 0-17342-10213-2 [US] Dealer: \$388.50 MSRP: \$499.99  
UPC: 0-17342-10214-9 [EU] Dealer: \$388.50 MSRP: \$499.99  
lbs.: 70.6  
lbs.: 41.3 40' Qty: 1,402

- Overall Dim: 58" W x 31.25" D x 29.5" H | 99 lbs.
- Main Worksurface: 40" W x 30" D
- Adjustable Angle from 0–30°
- Two Lift Mechanisms for Greater Support
- Pencil Ledge with Storage: 40" W
- Heavy Gauge Steel Construction for Durability
- Four Wide Floor Levelers for Stability
- Assembly Time: 30 minutes
- Dual Top Surface for Versatility
- Adjustable Height from 29.5" – 46.5" H
- Control Pad with Up, Down, and 3 Preset Buttons
- Fixed Side Shelf: 17.75" W x 30" D
- Two Storage Drawers: 8.5" W x 16" D x 2" H
- Corner Protectors for Safety
- Cord: 90" Long with Two-Prong Plug
- Weight Limit: Top: 50 lbs. | Shelf: 25 lbs. | Drawers: 5 lbs. ea.

## Vintage Collection

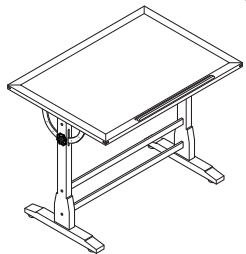


### Vintage Table – 36" x 24"

Item #13304 Color: Rustic Oak  
Item #13334 Color: Distressed Black  
Item #13347 Color: Coastal Whitewash  
Carton Dim.: 39" L x 26.25" W x 4.5" H

UPC: 0-17342-13304-4 Dealer: \$143.90 MSRP: \$329.99  
UPC: 0-17342-13334-1 Dealer: \$143.90 MSRP: \$329.99  
UPC: 0-17342-13347-1 Dealer: \$143.90 MSRP: \$329.99  
lbs.: 37 40' Qty.: 884

- Dimension: 36" W x 24" D x 36" H
- Adjustable Angle: 0, 23, 46, 70, and 90 degrees
- Built-in Pencil Groove with Pencil Ledge: 24" W
- Four Floor Levelers for Stability
- Main Work Surface: 36" W x 24" D
- Antique Design and Rustic Finish
- Solid Hard Wood Frame for Durability
- Weight Limit: 25 lbs.

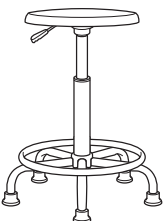


### Vintage Table – 42" x 30"

Item #13305 Color: Rustic Oak  
Item #13314 Color: Distressed Black  
Item #13348 Color: Coastal Whitewash  
Carton Dim.: 44.75" L x 32.25" W x 4.5" H

UPC: 0-17342-13305-1 Dealer: \$155.60 MSRP: \$449.99  
UPC: 0-17342-13314-3 Dealer: \$155.60 MSRP: \$449.99  
UPC: 0-17342-13348-8 Dealer: \$155.60 MSRP: \$449.99  
lbs.: 39 40' Qty.: 571

- Dimension: 42" W x 30" D x 36" H
- Adjustable Angle: 0, 23, 46, 70, and 90°
- Built-in Pencil Groove with Pencil Ledge: 24" W
- Four Floor Levelers for Stability
- Main Work Surface: 42" W x 30" D
- Antique Design and Rustic Finish
- Solid Hard Wood Frame for Durability
- Weight Limit: 25 lbs.



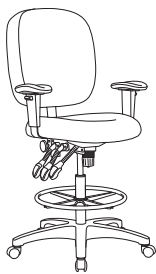
### Retro Stool

Item #13307 Color: Black/Rustic Oak  
Carton Dim.: 19.25" L x 19.25" W x 4.75" H

UPC: 0-17342-13307-5 Dealer: \$ 54.40 MSRP: \$129.99  
lbs.: 12 40' Qty.: 1,290

- Dimensions: 19" W x 19" D x 26" H
- Antique Design and Finish
- Extra Wide 19" Diameter Base for Stability
- Weight Limit: 200 lbs
- Pneumatic Seat Height Adjustment: 19.25"–26" H
- Powder Coated Steel Base and Footring for Durability
- Five Point Base with Large Nylon Feet

## Seating



### Winslow Drafting Chair

Item #18623 Color: Black/Black  
Carton Dim.: 28.25" L x 14.5" W x 25.75" H

UPC: 0-17342-18623-1 Dealer: \$163.65 MSRP: \$389.99  
lbs.: 48 40' Qty.: 355

- Overall Dimensions: 28.5" W x 28.5" D x 45" H
- Contoured Padded Seat: 19.5" W x 19.5" D
- Contoured Padded Backrest: 19.5" W x 19.5" H
- Adjustable Height Armrests
- Nylon Star Base with 2" Covered Casters
- Pneumatic Seat Height Adjustment: 23"-29.5"
- Tension Control Knob Under Seat
- Adjustable Height and Angle Backrest: 0° – 13°
- Adjustable Height Chrome Footring: 18" diam.
- Weight Limit: 300 lbs.



### Black Crest Drafting Chair

Item #10659 Color: Black/Chrome  
Carton Dim.: 26" L x 21.75" W x 13.5" H

UPC: 0-17342-10659-8 Dealer: \$103.15 MSRP: \$259.99  
lbs.: 24 40' Qty.: 486

- Dimensions: 24.5" W x 24.5" D x 41" H
- Padded Backrest: 20" W x 14" H
- Thick Cushion with Durable Vinyl Cover
- Pneumatic Gas Lift with Height Adjustment Handle
- Weight Limit: 250 lbs.
- Padded Seat: 19.25" W x 14" D
- Pneumatic Seat Height Adjustment: 25"-30"
- Contoured Seat and Back for Comfort
- Chrome Five Star Base with 2" Covered Casters
- Black and Chrome Footrest with Adjustable Height: 18" diam.

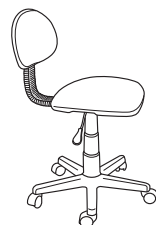


### Riviera Drafting Chair

Item #18620 Color: Black/Black  
Carton Dim.: 22.5" L x 23.75" W x 12.5" H

UPC: 0-17342-18620-0 Dealer: \$109.75 MSRP: \$259.99  
lbs.: 28 40' Qty.: 486

- Dimensions: 22.75" W x 22.75" D x 47.5" H
- Mesh Backrest: 18" W x 17.75" H
- Adjustable Seat and Backrest
- Five Star Nylon Base with 2" Covered Casters
- Pneumatic Seat Height Adjustment: 24.5"-30"
- Padded Seat: 19" W x 17" D
- Adjustable Height Chrome Footring
- Weight Limit: 250 lbs



### Deluxe Task Chair

Item #18508 Color: Black/Black  
Carton Dim.: 26.5" L x 21.25" W x 6" H

UPC: 0-17342-18508-1 Dealer: \$ 56.50 MSRP: \$129.99  
lbs.: 15 40' Qty.: 1,366

- Dimensions: 21" W x 21" D x 35" H
- Padded Seat: 16.5" W x 15" D
- Five Star Nylon Base: 21" diam.
- Weight Limit: 200 lbs
- Pneumatic Seat Height Adjustment: 16"-20.5"
- Padded Backrest: 15.5" W x 10" H
- Covered Casters for Mobility 2"



### Ashwood Chair

Item #18700 Color: Black/Ashwood  
Carton Dim.: 23.25" L x 23.25" W x 13.5" H

UPC: 0-17342-18700-9 Dealer: \$120.35 MSRP: \$279.99  
lbs.: 24.5 40' Qty.: 504

- Overall Dim: 23" W x 23" D x 28.5" – 33" H
- Padded Seat and Backrest
- Five Star Metal Base
- Weight Limit: 200 lbs
- Pneumatic Seat Height Adjustment: 19.5"-24"
- Unique Design Contours to Your Body
- 2" Covered Casters for Mobility



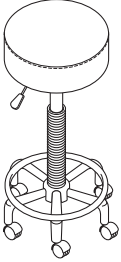
### Mode Chair

Item #18522 Color: Black/Black  
Carton Dim.: 23" L x 22.5" W x 9.25" H

UPC: 0-17342-18522-7 Dealer: \$ 77.80 MSRP: \$179.99  
lbs.: 21 40' Qty.: 800

- Dimensions: 25" W x 25" D x 38" H
- Pneumatic Seat Height Adjustment: 16"-20"
- Weight Limit: 225 lbs

- Unique Design Contours to Your Body
- Five Star Nylon Base with 2" Covered Casters



### Deluxe Padded Office Stool

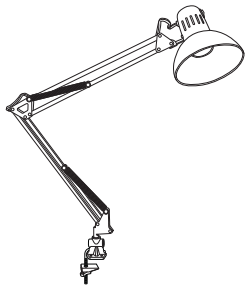
Item #13175 Color: Chrome/Black  
Carton Dim.: 20.5" L x 20" W x 6.5" H

UPC: 0-17342-13175-0 Dealer: \$ 46.85 MSRP: \$ 99.99  
lbs.: 14 40' Cont. Qty.: 1,277

- Overall Dimensions: 18" W x 18" D x 29" H
- Cushioned Seat: 14.25" x 3.75" Thick
- Chrome Footring for Comfort
- Weight Limit: 220 lbs.

- Pneumatic Seat Height Adjustment: 23"-29"
- Pneumatic Gas Lift with Protective Bellows
- Five Star Base with 2" Covered Casters

## Lighting



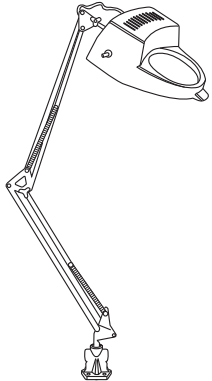
### Swing Arm Lamp (includes LED Bulb)

Item #12022 Color: Black  
Item #12024 Color: White  
Single Carton (1 pc.): 17" L x 8.5" W x 3.5" H  
Master Carton (6 pcs.): 17.25" L x 11.75" W x 18" H

UPC: 0-17342-12022-8 Dealer: \$ 24.40 MSRP: \$59.99  
UPC: 0-17342-12024-2 Dealer: \$ 24.40 MSRP: \$59.99  
lbs.: 3 40' Qty.: 6,144  
lbs.: 18 40' Qty.: 1,024

- Dimensions: 39" W x 6.5" D x 7" H
- High Gloss Finish
- LED Bulb: 9 Watts (UL/cUL Approved)

- Flexible Arm Extends Up to 36"
- Steel Spring and Tension Control Knobs
- Clamp Mounts Easily to All Studio Designs Tables



### Magnifying Lamp (with Bulb)

Item #12308 Color: Black  
Single Carton (1 pc.): 25.5" L x 7.5" W x 3.5" H  
Shipping Dimensions (1 pc.): 26" L x 8" W x 8" H  
Master Carton (4 pcs.): 26.5" L x 15.5" W x 8.5" H

UPC: 0-17342-12308-3 Dealer: \$ 23.15 MSRP: \$ 69.99  
lbs.: 3 40' Qty.: 4,654  
lbs.: 4 40' Qty.: 1,163  
lbs.: 13

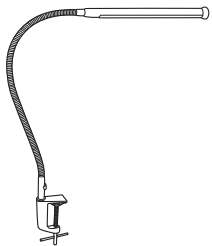
### Magnifying Lamp (LED)

Item #12033 Color: Black  
Single Carton (1 pc.): 25.5" L x 7.5" W x 3.5" H  
Shipping Dimensions (1 pc.): 26" L x 8" W x 8" H  
Master Carton (4 pcs.): 26.5" L x 15.25" W x 8.5" H

UPC: 0-17342-12033-4 Dealer: \$ 41.05 MSRP: \$ 99.99  
lbs.: 3 40' Qty.: 4,300  
lbs.: 4 40' Qty.: 1,075  
lbs.: 13

- Dimensions: 7.5" W x 10" D x 36" H
- Flexible Arm Extends up to 36"
- Fully Adjustable to Any Position
- **#12308:** 9 Watt LED Bulb Included  
Powered by Wall Outlet Only

- 3-Diopter Glass Magnification Lens
- Steel Spring and Tension Control Knobs
- **#12033:** 480 Lumens / Lifespan: 8,000 hrs.  
Powered by Wall Outlet or USB Port



### LED Bar Lamp

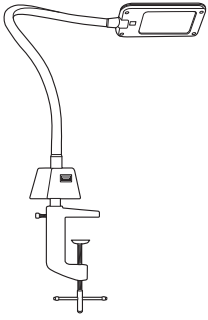
Item #12013 Color: Black  
Single Carton (1 pc.): 18" L x 8.25" W x 2.75" H  
Shipping Dimensions (1 pc.): 18" L x 10" W x 4" H  
Master Carton (12 pcs.): 17.5" L x 17.5" W x 19.5" H

UPC: 0-17342-12013-6 Dealer: \$ 35.35 MSRP: \$ 79.99  
lbs.: 1.6 40' Qty.: 545  
lbs.: 3  
lbs.: 24

- Dimensions: 1.25" W x 2.5" D x 37.25" H
- 7 LED Bulbs
- 12" Light Bar / 72" Cord
- Lumens: 350

- Contemporary Styling
- Flexible Neck for Easy Adjustment: 17.75"
- Clamp Mounts Easily to All Studio Designs Tables
- Can be Powered with Any Computer or Laptop with a USB Port





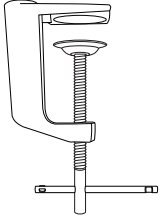
### LED Flex Lamp with USB Charging Port

Item #12006 Color: White/White  
Single Carton (1 pc.): 30" L x 3.25" W x 2.25" H  
Master Carton (12 pcs.): 30.5" L x 10" W x 10.5" H

- Flexible Arm LED Lamp
- Flexible Arm: 21" Long
- Light Area: 2.25" W x 3.5" H
- USB Charging Port
- ETL Certified 12 Volt DC Adapter
- Metal Mounting Clamp Included
- Lumens: 300

UPC: 0-17342-12006-8 Dealer: \$ 40.00 MSRP: \$ 99.99  
lbs.: 1.3  
lbs.: 6.8 40' Qty.: 1,162

- Mounts Easily to Almost All Tables
- Head: 3" W x 5.5" H
- On/Off Button on Head
- Powered by Standard Outlet
- Cord with On/Off Switch: 72" L
- Color Temperature: 4,000K



### Metal Adjustable Arm Clamp

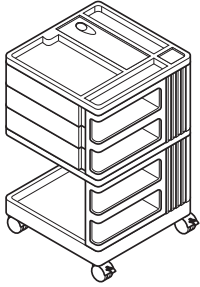
Item #12016 Color: Black  
Single Carton (1 pc.): 4" L x 4" W x 4" H  
Shipping Dimensions: 16" L x 5" W x 5" H  
Master Carton (12 pcs.): 12.75" L x 8.75" W x 8.5" H

- Dimensions: 1.25" W x 2.5" D x 6.75" H
- Clamp Opening Adjusts up to 2-1/4" Wide
- Screw-In Knob to Hold Lamp in Place
- Works with the Swing Arm Lamp (#12022, #12024), and Magnifying Lamp (#12308)

UPC: 0-17342-12016-7 Dealer: \$ 4.20 MSRP: \$ 9.99  
lbs.: 0.30  
lbs.: 0.30  
lbs.: 4 40' Qty.: 4,167

- Clamp Mounts Easily to All Studio Designs Tables
- Top Hole: 1/2" diam x 1-1/2" deep
- Powder Coated Steel for Durability

## Storage



### Kubx™ Pro Mobile Storage Cart

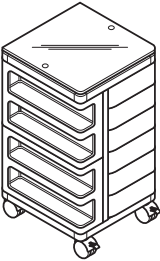
Item #53000 Color: White  
Item #53001 Color: Black  
Item #53002 Color: Turquoise  
Carton Dim.: 21.5" L x 21.25" W x 27.5" H

- Mobile Cart for Art, Craft, Sewing, or Office
- Heavy Duty Plastic Frame Construction
- Eight Storage Compartments: 3" W x 13.5" D
- Top Cover Reveals 4" W x 13" D x 22" H Storage
- Four Casters for Mobility with Two Locking
- Weight Limit: 50 lbs.

UPC: 0-17342-53000-3 Dealer: \$185.35 MSRP: \$439.99  
UPC: 0-17342-53001-0 Dealer: \$185.35 MSRP: \$439.99  
UPC: 0-17342-53002-7 Dealer: \$185.35 MSRP: \$439.99  
lbs.: 35 40' Qty.: 355

- Overall Dimensions: 18" W x 18" D x 26" H
- Three Swing-Out Drawers: 7.5" W x 13" D
- Bottom Shelf for Larger Supplies
- Top Cover Can Be Used as a Paint Palette
- Ships Assembled Except for Casters

**PATENTED**  
FOR UTILITY & DESIGN  
US | EU | CN | TW



### Kubx™ Mobile Storage Cart

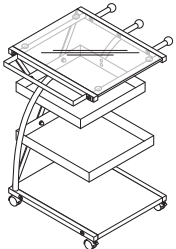
Item #53100 Color: White  
Item #53101 Color: Black  
Carton Dim.: 15.5" L x 17" W x 28.5" H

- Mobile Cart for Art, Craft, Sewing, or Office
- Tempered Safety Glass Top: 13.75" W x 14.5" D
- Powder Coated Steel for Durability
- Four Storage Compartments: 13.5" W x 3" D
- Weight Limit: 50 lbs.

UPC: 0-17342-53100-0 Dealer: \$157.90 MSRP: \$369.99  
UPC: 0-17342-53101-7 Dealer: \$157.90 MSRP: \$369.99  
lbs.: 31 40' Qty.: 482

- Dimensions: 13.75" W x 14.5" D x 25" H
- Heavy Duty Plastic Frame Design
- Six Swing-Out Drawers: 7.5" W x 13" D x 2.75" H
- Four Casters with Two Locking
- Ships Assembled Except for Glass and Casters

**PATENTED**  
FOR UTILITY & DESIGN  
US | EU | CN | TW



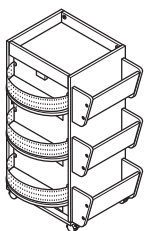
### Triflex Taboret

Item #13273 Color: Charcoal/Clear Glass  
Item #13274 Color: Silver/Blue Glass  
Carton Dim.: 27" L x 20.5" W x 5.5" H

- Dimensions: 18.5" W x 16" D x 25.5" H
- Second Shelf: 11.75" W x 11.75" D
- Bottom Shelf: 11.75" W x 15.5" D
- Top Handle for Easy Movement
- Rear Crossbar for Stability

UPC: 0-17342-13273-3 Dealer: \$ 73.55 MSRP: \$169.99  
UPC: 0-17342-13274-0 Dealer: \$ 73.55 MSRP: \$169.99  
lbs.: 18 40' Qty.: 1,221

- Glass Shelf: 11.75" W x 15.75" W x 6mm (blue) or 5mm (clear)
- Third Shelf: 11.75" W x 13.75" D
- Powder Coated Steel Frame for Durability
- Three Pegs to Hang Supplies
- Four Casters for Mobility with Two Locking: 1.5" W



### Swivel Organizer

Item #10220 Color: White/Black  
Carton Dim.: 35" L x 18.5" W x 8" H

- Dimensions: 21.75" W x 14.25" D x 34.5" H
- Three Rotating Shelves Swivel for Compact Storage
- Three Storage Bins can Hold Spray Paint Cans
- Walled Top for Extra Storage: 14.75" W x 13" D
- Three Storage Hooks

UPC: 0-17342-10220-0 Dealer: \$157.95 MSRP: \$349.99  
lbs.: 44 40' Qty.: 726

- Easily Stores All of Your Supplies
- Rotating Shelf: 13.75" W x 7.25" D
- Side Storage Bin: 11.75" W x 4" D x 6.5" H
- Three Rear Shelves: 14.75" W x 4.75" D
- Four Casters for Mobility with Two Locking



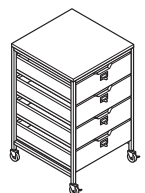
### 3 Drawer Organizer

Item #10223 Color: Charcoal/White  
Carton Dim.: 28.25" L x 19" W x 5.75" H

- Dimensions: 17" W x 17" D x 27" H
- Metal Handles with Window for Labels
- Four Casters for Mobility with Two Locking
- Weight Limit: 15 lbs. each drawer

UPC: 0-17342-10223-1 Dealer: \$ 72.05 MSRP: \$169.99  
lbs.: 32 40' Qty.: 1,260

- Two Pull-Out Drawers: 14" W x 15" D x 3.25" H
- Large Bottom Drawer: 14" W x 15" D x 8.75" H
- Powder Coated Steel Frame for Durability



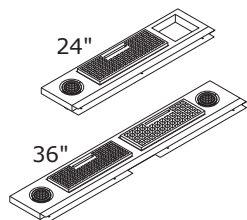
### 4 Drawer Organizer

Item #10224 Color: Charcoal/White  
Carton Dim.: 29" L x 18.75" W x 5.5" H

- Dimensions: 17" W x 17" D x 27" H
- Metal Handles with Window for Labels
- Four Casters for Mobility with Two Locking

UPC: 0-17342-10224-8 Dealer: \$ 74.70 MSRP: \$169.99  
lbs.: 32 40' Qty.: 1,242

- Four Pull-Out Drawers: 14" W x 15" D x 3.25" H
- Powder Coated Steel Frame for Durability
- Weight Limit: 15 lbs. each drawer



### Premier Metal Art Tray

Item #12167 Color: Charcoal (**24" Wide**)  
Single Carton (1 pc.): 25.5" L x 7.25" W x 4.5" H  
Master (4 pcs.): 28" L x 16" W x 9.5" H

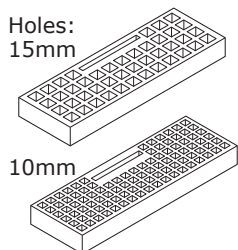
Item #12168 Color: Charcoal (**36" Wide**)  
Single Carton (1 pc.): 35.75" L x 7.25" W x 4.25" H  
Master (3 pcs.): 39.5" L x 14.25" W x 8" H

- Dim: 24", or 36" W x 6.5" D x 4" H (with Cup)
- Powder Coated Steel Frame for Durability
- Removable Flexible Foam Organizer(s) Included
- May Fit Other 5/8" – 3/4" Thick Table Tops

UPC: 0-17342-12167-6 Dealer: \$ 26.30 MSRP: \$ 59.99  
lbs.: 5 40' Qty.: 4,479  
lbs.: 22 40' Qty.: 873

UPC: 0-17342-12168-3 Dealer: \$ 41.50 MSRP: \$ 99.99  
lbs.: 8 40' Qty.: 3,208  
lbs.: 25 40' Qty.: 823

- Convenient Addition for a Clutter-Free Workspace
- Wire Mesh Swivel Cup(s) for Level Storage
- Fits Most Studio Designs Tables



### Flexible Foam Organizer

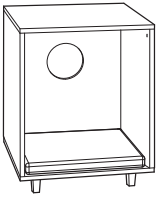
Item #12173 Color: Dark Gray (15mm holes)  
Item #12174 Color: Dark Gray (10mm holes)  
Single Carton (2 pcs.): 12.25" L x 4.25" W x 4.25" H  
Master Carton (12 pcs.): 28" L x 9" W x 13" H

- Dimensions: 12" W x 4" D x 2" H
- One Slot for Mobile Phone 3.5" W
- Designed as an Insert for Premier Metal Art Tray
- Sold as a 2-Pack

UPC: 0-17342-12173-7 Dealer: \$ 6.65 MSRP: \$14.99  
UPC: 0-17342-12174-4 Dealer: \$ 6.65 MSRP: \$14.99  
lbs.: 1 40' Qty.: 1,131  
lbs.: 7

- Holes for Pens, Pencils, Brushes, and Markers
- Lightweight, Flexible Foam
- Can be Used as a Stand-Alone, Desktop Organizer

## Pet Furniture



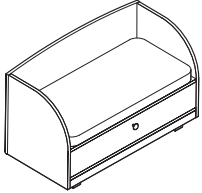
### Pet Bed and End Table

Item #61003 Color: Espresso/Sand  
Carton Dim.: 21" L x 23.5" W x 7.5" H

- Dimensions: 17.75" W x 15.75" D x 24.75" H
- Padded Foam Cushion: 3" thick
- Crawl Hole: 5.5" diam.
- Recommended for Small to Medium Sized Pets

UPC: 0-17342-61003-3 Dealer: \$ 73.10 MSRP: \$169.99  
lbs.: 25 40' Qty.: 1,014

- Inside Dimensions: 16.25" W x 15" D
- Removable Zippered Cover for Easy Cleaning
- Beautiful Espresso Finish Melamine
- Weight Limit: 50 lbs.



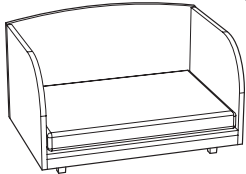
### Pet Bed with Storage Drawer

Item #61004 Color: Espresso/Sand  
Carton Dim.: 36" L x 21.5" W x 12.5" H

- Dimensions: 31.5" W x 15.75" D x 19.25" H
- Padded Foam Cushion: 3" thick
- Drawer for Pet Supplies: 28" x 11"
- Recommended for Small to Medium Sized Pets

UPC: 0-17342-61004-0 Dealer: \$100.55 MSRP: \$259.99  
lbs.: 48 40' Qty.: 385

- Seat Dimensions: 30" W x 14.5" D
- Removable Zippered Cover for Easy Cleaning
- Beautiful Espresso Finish Melamine
- Weight Limit: 50 lbs.



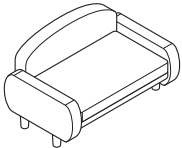
### Raised Pet Bed

Item #61006 Color: Espresso/Sand  
Carton Dim.: 28.25" L x 17" W x 7.25" H

- Dimensions: 23" W x 15.25" D x 13.25" H
- Padded Foam Cushion: 3" thick
- Beautiful Espresso Finish Melamine
- Weight Limit: 30 lbs.

UPC: 0-17342-61006-4 Dealer: \$ 71.20 MSRP: \$169.99  
lbs.: 17 40' Qty.: 1,069

- Seat Dimensions: 21.75" W x 14.5" D
- Removable Zippered Cover for Easy Cleaning
- Recommended for Small to Medium Sized Pets



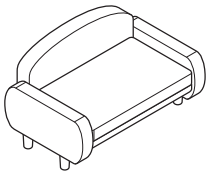
### Pet Sofa Bed (small)

Item #61009 Color: Espresso/Sand  
Item #61012 Color: Espresso/Oatmeal  
Item #61013 Color: Espresso/Gray  
Item #61014 Color: Espresso/Teal  
Item #61015 Color: Espresso/Cornflower  
Item #61016 Color: Espresso/Ash  
Carton Dim.: 32.25" L x 21.25" W x 9.5" H

- Dimensions: 31.5" W x 19.5" D x 15.5" H
- Padded Foam Cushion: 3" thick
- RTA Back and Legs
- Weight Limit 50 lbs.

UPC: 0-17342-61009-5 Dealer: \$106.10 MSRP: \$239.99  
UPC: 0-17342-61012-5 Dealer: \$106.10 MSRP: \$239.99  
UPC: 0-17342-61013-2 Dealer: \$106.10 MSRP: \$239.99  
UPC: 0-17342-61014-9 Dealer: \$106.10 MSRP: \$239.99  
UPC: 0-17342-61015-6 Dealer: \$106.10 MSRP: \$239.99  
UPC: 0-17342-61016-3 Dealer: \$106.10 MSRP: \$239.99  
lbs.: 21 40' Qty.: 572

- Seat Dimensions: 25.5" W x 17" D
- Removable Zippered Cover for Easy Cleaning
- Recommended for Small to Medium Sized Pets



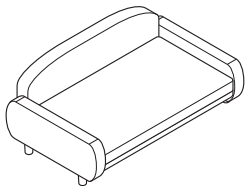
### Pet Sofa Bed (medium)

Item #61100 Color: Espresso/Dark Gray  
Item #61101 Color: Espresso/Ash  
Carton Dim.: 36" L x 21.75" W x 10" H

- Dimensions: 35.5" W x 21.5" D x 16" H
- Padded Foam Cushion: 3" thick
- Assembles in Minutes
- Weight Limit: 75 lbs.

UPC: 0-17342-61100-9 Dealer: \$119.99 MSRP: \$279.99  
UPC: 0-17342-61101-6 Dealer: \$119.00 MSRP: \$279.99  
lbs.: 24 40' Qty.: 474

- Seat Dimensions: 29" W x 18.5" D
- Removable Zippered Cover for Easy Cleaning
- Recommended for Medium Sized Pets



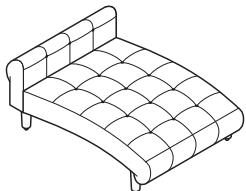
### Pet Sofa Bed (large)

Item #61110 Color: Espresso/Dark Gray  
Item #61111 Color: Espresso/Ash  
Carton Dim.: 36.25" L x 23.5" W x 10" H

- Dimensions: 41.5" W x 26.5" D x 16" H
- Padded Foam Cushion: 3" thick
- Assembles in Minutes
- Weight Limit: 75 lbs.

UPC: 0-17342-61110-8 Dealer: \$128.00 MSRP: \$299.99  
UPC: 0-17342-61111-5 Dealer: \$128.00 MSRP: \$299.99  
lbs.: 31 40' Qty.: 436

- Seat Dimensions: 35" W x 23" D
- Removable Zippered Cover for Easy Cleaning
- Recommended for Large Sized Pets



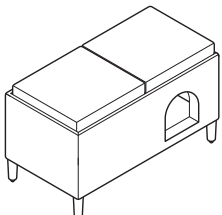
### Pet Chaise Lounge

Item #61200 Color: Espresso/Gray  
Item #61201 Color: Espresso/Ash  
Carton Dim.: 26.5" L x 21" W x 10" H

- Dimensions: 20.25" W x 28.75" D x 13.25" H
- Padded Foam Cushion: 4" thick
- Assembles in Minutes
- Weight Limit: 50 lbs.

UPC: 0-17342-61200-6 Dealer: \$100.45 MSRP: \$249.99  
UPC: 0-17342-61201-3 Dealer: \$100.45 MSRP: \$249.99  
lbs.: 18 40' Qty.: 667

- Seat Dimensions: 21" W x 26" D
- Classic Tufted Upholstery
- Recommended for Small to Medium Sized Pets



### Pet Ottoman

Item #61210 Color: Espresso/Gray  
Item #61211 Color: Espresso/Ash  
Carton Dim.: 32.25" L x 17" W x 15.25" H

- Overall Dimensions: 32" W x 16" D x 18.75" H
- Storage Compartment: 12" W x 12.5" D
- Padded Foam Cushions: 2" thick
- Two Padded Covers for Seating
- Recommended for Small to Medium Sized Pets

UPC: 0-17342-61210-5 Dealer: \$121.00 MSRP: \$289.99  
UPC: 0-17342-61211-2 Dealer: \$121.00 MSRP: \$289.99  
lbs.: 28 40' Qty.: 444

- Bed Compartment: 15.5" W x 12.5" D
- Removable Middle Panel for Larger Compartment
- Zippered Covers for Easy Cleaning
- Assembles in Minutes
- Weight Limit: 50 lbs.

## Easels

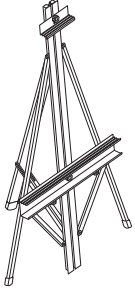


### Metal Museum Easel

Item #13149 Color: Black  
Single Carton (1 pc.): 57.75" L x 5.25" W x 2.5" H  
Master Carton: None

UPC: 0-17342-13149-1 Dealer: \$ 45.60 MSRP: \$129.99  
lbs.: 8 40' Qty.: 4,886

- Dimensions: 24" W x 37" D x 68" H
- Top Clasp to Lock Your Canvas: 6" W x 2" D
- Plastic Knobs for Quick Adjustments
- Folds to 4" Deep for Easy Storage
- Wide Bottom Tray: 19.75" W x 2" D
- Accommodates Canvases from 3" – 53" Tall
- Rubber Feet Prevent Scratches on Floor
- Weight Limit: 15 lbs.



### Premier Easel

Item #13167 Color: Black  
Single Carton (1 pc.): 52.25" L x 5.5" W x 2.5" H  
Shipping Dimensions (1 pc.): 53" L x 6" W x 5" H  
Master Carton (4pcs.): 52.25" L x 11.5" W x 5.75" H

UPC: 0-17342-13167-5 Dealer: \$ 64.60 MSRP: \$149.99  
lbs.: 8  
lbs.: 10  
lbs.: 29 40' Qty.: 1,190

- Dimensions: 41" W x 27" D x 57" H
- Strong Lightweight Aluminum Construction
- Accommodates Canvases up to 46.5" High
- Built-In Pallet Holder
- Folds Away for Easy Storage and Transport
- Holds a 1.5" Thick Gallery Canvas
- Tilt and Height Adjustable
- Weight Limit: 10 lbs.



### Studio Display Easel

Item #13206 Color: Black  
Item #13207 Color: Natural  
Single Carton (1 pc.): 36.75" L x 4" W x 2" H  
Shipping Dimensions (1 pc.): 39" L x 6" W x 5" H  
Master Carton (12 pcs.): 37" L x 9.5" W x 13.75" H

UPC: 0-17342-13206-1 Dealer: \$ 17.00 MSRP: \$ 39.99  
UPC: 8-15104-13207-2 Dealer: \$ 17.00 MSRP: \$ 39.99  
lbs.: 3  
lbs.: 5  
lbs.: 45 40' Qty.: 767

- Dimensions: 41.75" W x 45.5" D x 63" H
- Smooth Sanded Solid Wood Easel
- Easy Assembly and Disassembly
- Height: 33" H for Tabletop Use and 63" H for Floor Use
- Adjustable Height Ledge: 22" Wide
- Stores Flat for Easy Transport



### E-Z Fold-A-Way Easel

Item #12102 Color: Black  
Single Carton (1 pc.): 15.5" L x 2.75" W x 2.5" H  
Shipping Dimensions (1 pc.): 16" L x 5" W x 5" H  
Master Carton (12 pcs.): 32" L x 9" W x 6" H

UPC: 0-17342-12102-7 Dealer: \$ 15.25 MSRP: \$ 39.99  
lbs.: 3  
lbs.: 3  
lbs.: 32 40' Qty.: 2,100

- Dimensions: 43" W x 38" D x 62" H
- Steel Frame Construction for Durability
- Instantly Folds to 15.75" x 2.75" for Easy Transport
- Weight Limit: 5 lbs.
- Instant Set-Up
- Hold Easel at Top While Legs Automatically Fall into Place
- Great for Travel

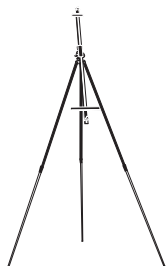


### Museum Easel

Item #13203 Color: Rustic Oak  
Item #13216 Color: Natural  
Single Carton (1 pc.): 6" L x 2.75" W x 64.25" H  
Master Carton (4 pcs.): 6.25" L x 12.5" W x 65" H

UPC: 0-17342-13203-0 Dealer: \$ 50.40 MSRP: \$119.99  
UPC: 0-17342-13216-0 Dealer: \$ 50.40 MSRP: \$119.99  
lbs.: 9.4  
lbs.: 39.8 40' Qty.: 2,955

- Dimensions: 23" W x 28" D x 59.5" H
- Adjustable Height Canvas Shelf: 22.75" W
- Smooth Sanded Solid Wood
- Perfect for Display or Sketching
- Adjustable Angle Easel
- Can Hold Canvases Up to 48" Tall and 1.75" Thick
- Folds to 5.5" for Easy Storage
- Weight Limit: 20 lbs.



### Student Field Easel with Bag

Item #13154 Color: Black  
Single Carton (1 pc.): 34.75" L x 4.5" W x 3" H  
Shipping Dimensions (1 pc.): 42" L x 6" W x 5" H  
Master Carton (4 pcs.): 36" L x 13.75" W x 6" H

UPC: 8-15104-13154-9 Dealer: \$ 53.40 MSRP: \$119.99  
lbs.: 6  
lbs.: 7  
lbs.: 25 40' Qty.: 2,650

- Dimensions: 38" W x 34" D x 84.75" H
- Holds a 1.5" Thick Gallery Canvas
- Angle Adjustment from Vertical to Horizontal
- Attractive for use as Display Easel
- Solid Frame Construction for Stability
- Accommodates Materials up to 28" High
- Snap Fit Clamp System for Easy Secure Telescoping Leg Adjustment
- Folds Away for Easy Storage and Handling
- Durable Powder Coated Finish
- Includes Easel Bag (#14137)



### E-Z Tabletop Easel

Item #12103 Color: Black  
Single Carton (1 pc.): 15" L x 2" W x 2" H  
Shipping Dimensions (1 pc.): 16" L x 5" W x 5" H  
Master Carton (12 pcs.): 31" L x 6.5" W x 4.25" H

UPC: 8-15104-12103-8 Dealer: \$ 4.90 MSRP: \$ 14.99  
lbs.: 1  
lbs.: 1  
lbs.: 9 40' Qty.: 4,200

- Dimensions: 12" W x 11" D x 14" H
- Steel Frame Construction for Durability
- Great for Travel

- Instant Set-Up For Use on Tabletops or Desks
- Instantly Folds to 14.5" x 1.75" for Easy Transport



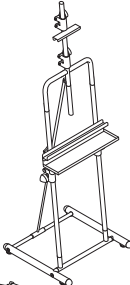
### Docu-Point Easel

Item #13150 Color: Black  
Carton Dim.: 43.5" L x 31.75" W x 4" H

UPC: 8-15104-13150-1 Dealer: \$ 94.90 MSRP: \$239.99  
lbs.: 22 40' Qty.: 634

- Dimensions: 32" W x 22" D x 38"-69" H
- Wet/Dry Erasable Surface: 26" W x 33" H
- Top Clamp Accommodates Presentation Pads
- Powder Coated Base for Durability

- Height and Tilt Adjustable Presentation Board with Storage Tray
- Heavy Duty Steel Brackets for Stability
- Adjusts for Table or Floor Presentation
- Fits in Easel Carry Bag #13151 (not included)



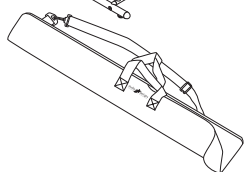
### Deluxe Easel

Item #13188 Color: Black  
Carton Dim.: 50" L x 10.75" W x 7" H

UPC: 0-17342-13188-0 Dealer: \$ 65.90 MSRP: \$149.99  
lbs.: 20 40' Qty.: 1,035

- Dimensions: 22.5" W x 23" D x 87.75" H
- Holds a 1.5" Thick Gallery Canvas
- Shure Clamp Height Adjustment
- Attractive for Use as Display Easel
- Four Floor Levelers for Stability

- Accommodates up to 72" Tall Canvas
- Telescoping Tilt Adjustment
- Storage Tray Keeps Tools Handy
- Powder Coated Finish and Tubular Frame Construction for Durability
- Weight Limit: 25 lbs



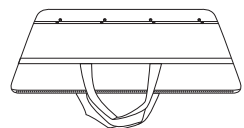
### Standard Easel Bag

Item #14137 Color: Black  
Single Carton (1 pc.): Plastic Bag with Hang-Tag  
Shipping Dimensions (1 pc.): 16" L x 5" W x 5" H  
Master Carton (15 pcs.): 22.5" L x 14" W x 5" H

UPC: 8-15104-14137-1 Dealer: \$ 7.75 MSRP: \$ 19.99  
lbs.: 1  
lbs.: 1  
lbs.: 11 40' Qty.: 2,362

- Dimensions: 42" W x 7" D x 6.5" H
- Removable Shoulder Strap
- Tough Nylon Exterior

- Can be used with:
- Holds Easels Up to 40" Long
- Zipper Closure for Ease of Loading



### Large Easel Bag

Item #13151 Color: Black  
Single Carton (1 pc.): 19.5" L x 14.5" W x 2.5" H  
Master Carton (8 pcs.): 20.75" L x 15" W x 21.5" H

UPC: 8-15104-13151-8 Dealer: \$ 22.30 MSRP: \$ 59.99  
lbs.: 4  
lbs.: 36 40' Qty.: 4,880

- Nylon Exterior: 41" W x 32" D x 4" H
- Web Strap for Carrying over Shoulder
- Can be used with Docu-Point Easel (#13150)

- Full Length Zipper Closure
- Outside Pouch for Markers and Eraser

## Glue Guns



### Mini Cordless Glue Gun

Item #13410 Color: Blue/White


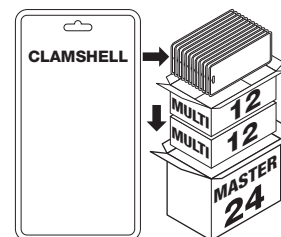
UPC: 0-17342-13410-2 Dealer: \$ 10.45 MSRP: \$ 24.99

Clamshell (1): 5.5" W x 8.25" H x 2" D | 0.5 lbs.  
Multipack (12): 16" L x 10" W x 6" H | 6.5 lbs.

Master (24): 17" L x 10.75" W x 12.75" H  
Master lbs.: 13.5

- Dim: 4.5" W x 1.5" D x 5.25" H
- Comfortable Ergonomic Design
- LED Guiding Light for Accuracy
- Heats up to 320° Fahrenheit
- **LONG RUN TIME:** 2 Hrs.
- USB-C to USB-A Connection
- Includes Glue Gun, Charging Cable, User Manual, and 2 Sticks

- Battery Powered Glue Gun
- Precision Anti-Drip Nozzle
- Anti-Slip Rubber Trigger
- Preheat Time: 90 Seconds
- Charge Time: 90% ≥ 4 Hrs.
- For Use with 7mm Glue Sticks
- Lithium-Ion Battery: 10W, 3.7V
- No Stand Needed



### Cordless Glue Gun with Web Grip

Item #13411 Color: Blue/White

UPC: 0-17342-13411-9 Dealer: \$ 12.95 MSRP: \$ 29.99

Clamshell (1): 5.5" W x 9.5" H x 2" D | 0.55 lbs.  
Multipack (12): 16" L x 10" W x 6" H | 7 lbs.

Master (24): 17" L x 10.75" W x 12.75" H  
Master lbs.: 14.5

- Dim: 5" W x 1.25" D x 5.5" H
- Comfortable Ergonomic Design
- LED Guiding Light for Accuracy
- Heats up to 320° Fahrenheit
- **FAST CHARGE TIME:** 90% ≥ 2.5 Hrs.
- USB-C to USB-A Connection
- Includes Glue Gun, Charging Cable, User Manual, 2 Sticks, Mini Screwdriver

- Battery Powered Glue Gun
- Precision Anti-Drip Nozzle
- Anti-Slip Rubber Trigger
- Preheat Time: 90 Seconds
- Run Time: 1.5 Hrs.
- For Use with 7mm Glue Sticks
- Lithium-Ion Battery: 10W, 3.7V
- No Stand Needed





### Woodford Writing Desk

Item #51260 Color: Graphite/Ashwood  
Item #51261 Color: White/Cement  
Carton Dim.: 45" L x 31" W x 3.75" H

UPC: 0-17342-51260-3 Dealer: \$ 93.10 MSRP: \$219.99  
UPC: 0-17342-51261-0 Dealer: \$ 93.10 MSRP: \$219.99  
lbs.: 43 40' Qty.: 740

- Dimensions: 42.25" W x 22.5" D x 34.5" H
- Top Shelf Dimensions: 41" W x 7.75" D
- Powder Coated Steel Frame and Legs for Durability
- Weight Limit: Desktop: 50 lbs.  
Top Shelf: 40 lbs. | Adjustable Shelf: 20 lbs.
- Desktop Dimensions: 41" W x 21" D
- Center Shelf Can also be Installed on Left or Right Side
- Two Cord Management Holes
- Four Swivel Floor Levelers for Stability



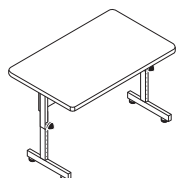
### Colorado Desk

Item #50707 Color: Black/Silver/Clear Glass  
Carton Dim.: 51" L x 25.5" W x 4.25" H

UPC: 0-17342-50707-4 Dealer: \$116.35 MSRP: \$279.99  
lbs.: 60 40' Qty.: 656

- Dimensions: 47" W x 23.5" D x 29.25" H
- Storage Shelf: 41" W x 12.5" D
- Heavy Gauge Steel Construction for Durability
- Desktop: 47.25" W x 23.5" D
- Tempered Glass for Safety
- Six Floor Levelers for Stability

## Carts / Stands



### Adapta Table

Item #410379 Color: Black/Walnut  
Item #410381 Color: Black/Spatter Gray  
Carton Dim.: 39.25" L x 22.75" W x 4.5" H

UPC: 0-17342-10379-5 Dealer: \$ 70.80 MSRP: \$169.99  
UPC: 0-17342-10381-8 Dealer: \$ 70.80 MSRP: \$169.99  
lbs.: 30 40' Qty.: 1,450

- Dimensions: 36" W x 22.25" D x 32" H
- Super Tough 1" Thick Work Surface with T-Mold Edge Band
- Four Floor Levelers for Stability
- Main Work Surface: 36" W x 20" D
- Adjustable Top Height from 23" to 32" in 1" Increments
- Powdered Coated Finish on Base for Durability
- Weight Limit: 50 lbs.



### Sierra Adjustable Height Desk

Item #51230 Color: Silver/Black  
Item #51231 Color: White/Cherry  
Carton Dim.: 41" L x 23.5" W x 5.5" H

UPC: 0-17342-51230-6 Dealer: \$194.55 MSRP: \$459.99  
UPC: 0-17342-51231-3 Dealer: \$194.55 MSRP: \$459.99  
lbs.: 39 40' Qty.: 710

- Dimensions: 37.5" W x 20.5" D x 40.5" H
- Tabletop Height Adjusts from 29"-40.5" H
- Adjustment Lever on Both Sides
- Non-Skid Rubber Feet
- Weight Limit: 25 lbs.
- Main Work Surface: 37.5" W x 20.5" D
- Perfect for Sitting or as a Stand Up Desk
- Two Casters Provide Mobility and Lock for Stability
- Powder Coated Steel Frame for Durability

## Desks / Seating

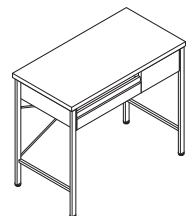


### Ashwood Homeroom Desk and Bench

Item #51239 Color: Graphite/Ashwood  
Carton Dim.: 46.75" L x 22" W x 5"H

UPC: 0-17342-51239-9 Dealer: \$ 93.35 MSRP: \$219.99  
lbs.: 57 40' Qty.: 720

- Desk Dim: 43.25" W x 19.75" D x 30.25" H
- Slide-Out Drawer: 12.5" W
- Thick Heavy Duty Frame
- Rounded Corners for Safety
- Weight Limit: Desk: 50 lbs. | Bench: 200 lbs.
- Bench Dim: 23.5" W x 9.5" D x 17" H
- Powder Coated Steel Frame for Durability
- Thick Top Surface: 1"
- Eight Foot Pads Prevent Floor Scratches



### Ashwood Compact Desk

Item #51241 Color: Graphite/Ashwood  
Carton Dim.: 39" L x 20.75" W x 4.25" H

UPC: 0-17342-51241-2 Dealer: \$ 85.15 MSRP: \$199.99  
lbs.: 49 40' Qty.: 1,080

- Overall Dim: 35.25" W x 18.5" D x 30.25" H
- Keyboard Shelf: 20" W x 14.5" D
- Supply Drawer: 11.75" W x 14.5" D x 4.75" H
- Rear Crossbars for Rigidity
- Weight Limit: Desk: 50 lbs. | Keyboard Shelf and Drawers: 10 lbs. ea.
- Wood Top: 35.25" W x 18.5" D
- Pen Drawer: 20" W x 14.5" D x 2" H
- Powder Coated Steel Frame for Durability
- Four Floor Levelers for Stability



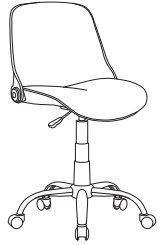
### Ashwood Chair

Item #18700 Color: Black/Ashwood  
Carton Dim.: 23.25" L x 23.25" W x 13.5" H

- Overall Dim: 23" W x 23" D x 28.5" – 33" H
- Padded Seat and Backrest
- Five Star Metal Base
- Weight Limit: 200 lbs

UPC: 0-17342-18700-9 Dealer: \$120.35 MSRP: \$279.99  
lbs.: 24.5 40' Qty.: 504

- Pneumatic Seat Height Adjustment: 19.5" – 24" High
- Unique Design Contours to Your Body
- 2" Covered Casters for Mobility



### Folding Back Task Chair

Item #18616 Color: Black/Black  
Item #18617 Color: White/Gray  
Carton Dim.: 22.5" L x 22.5" W x 10.5" H

- Overall Dimensions: 24.5" W x 24.5" D x 38.75"
- Padded Fabric Seat for Comfort: 18" W x 19" D
- Pneumatic Gas Lift with Lever
- Seat and Back are Pre-attached for Easy Assembly

UPC: 0-17342-18616-3 Dealer: \$ 70.55 MSRP: \$159.99  
UPC: 0-17342-18617-0 Dealer: \$ 70.55 MSRP: \$159.99  
lbs.: 20.4 40' Qty.: 780

- Contoured Plastic Backrest: 19.5" W x 15.5" H
- Seat Height Adjustment: 19.5" – 24.5" (Seat to Floor)
- Satin Black or White Metal Base with 2" Covered Casters
- Weight Limit: 220 lbs.



### High Back Deluxe Managers Chair

Item #10662 White/Black  
Carton Dim.: 23" L x 28.75" W x 12" H

- Dimensions: 25" W x 27" D x 47.5" H
- Height Adjustable: 18" – 21" seat to floor
- Free Recline with Tension Control Knob and Locking Upright Position
- Five Star Chrome Base with 2" Covered Casters

UPC: 0-17342-10662-8 Dealer: \$128.50 MSRP: \$299.99  
lbs.: 33 40' Qty.: 468

- Padded Leather Seat: 19.5" W x 19.5" D
- Contoured Padded Back with Built In Headrest: 17.5" W x 28" H
- Fixed Padded Leather Armrests: 25.25" – 28.25" arm to floor
- Glossy White Frame and Black Leather
- Weight Limit: 330 lbs.



### Devonport Swivel Armless Office Chair

Item #52001 Black/Copper  
Carton Dim.: 25" L x 22.25" W x 20.5" H

- Dimensions: 21" W x 24" D x 33.5" H
- Padded Back: 18.5" W x 16.5" H
- Decorative Black Stitching
- Powder Coated Metal Frame for Durability
- Weight Limit: 250 lbs.

UPC: 0-17342-52001-1 Dealer: \$150.90 MSRP: \$339.99  
lbs.: 25 40' Qty.: 325

- Padded Seat: 21" W x 17" D x 19" seat to floor
- Contoured Seat and Back for Comfort
- 360 Degree Swivel
- Plastic Caps on Legs Prevent Scratches



### Black Crest Office Chair

Item #10658 Color: Black/Chrome  
Carton Dim.: 25" L x 21" W x 14" H

- Dimensions: 20.5" W x 23" D x 35" H
- Padded Contoured Back: 20" W x 14" H
- Thick Cushion with Durable Vinyl Cover
- Pneumatic Gas Lift with Height Adjustment Handle
- Weight Limit: 250 lbs.

UPC: 0-17342-10658-1 Dealer: \$ 74.40 MSRP: \$239.99  
lbs.: 19 40' Qty.: 506

- Padded Contoured Seat: 19.25" W x 14" D
- Adjustable Height: 21" – 25" seat to floor
- Contoured Seat and Back for Comfort
- Chrome Five Star Base with 2" Covered Casters



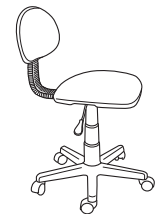
### Black Pearl Office Chair

Item #18632 Color: Black/Chrome  
Carton Dim.: 21.5" L x 26.25" W x 13.25" H

- Overall Dimensions: 23" W x 23" D x 36" H
- Pneumatic Seat Height Adjustment
- Upholstered with Durable Black Vinyl
- Weight Limit: 250 lbs.

UPC: 0-17342-18632-3 Dealer: \$ 93.20 MSRP: \$229.99  
lbs.: 21 40' Qty.: 454

- Padded Seat: 13" W x 15" D x 17.5" – 20.5" seat to floor
- Contoured Backrest: 19.5" W x 14" H
- Five Star Chrome Base with 2" Covered Casters



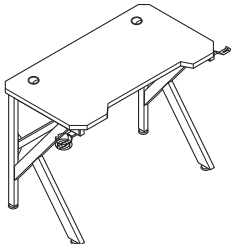
### Deluxe Task Chair

Item #18508 Color: Black/Black  
Carton Dim.: 26.5" L x 21.25" W x 6" H

- Dimensions: 21" W x 21" D x 35" H
- Padded Seat: 16.5" W x 15" D
- Five Star Nylon Base: 21" diam.
- Weight Limit: 200 lbs

UPC: 0-17342-18508-1 Dealer: \$ 56.50 MSRP: \$129.99  
lbs.: 15 40' Qty.: 1,366

- Pneumatic Seat Height Adjustment: 16" – 20.5"
- Padded Backrest: 15.5" W x 10" H
- Covered Casters for Mobility 2"

**Saga PC Gamer Computer Desk**

Item #51454 Black/Black  
Carton Dim.: 47.75" L x 27.25" W x 4.5" H

UPC: 0-17342-51454-6 Dealer: \$124.25 MSRP: \$299.99  
lbs.: 43 40' Qty.: 619

- Overall Dimensions: 43.25" W x 23.5" D x 29" H
- Simulated Carbon Fiber Finish on Desktop
- Two Cable Holes with Plastic Covers: 2" W
- Rear Bar for Rigidity
- Can be Used as a Computer Desk or Game Table

- Desktop: 43.25" W x 23.5" D
- Powder Coated Steel Frame for Durability
- Wire Cup Holder and Hook for Headphones (reversible)
- Four Wide Floor Levelers for Stability
- Weight Limit: 50 lbs.

**Quest PC Gamer Computer Desk**

Item #51254 Red/Black  
Carton Dim.: 50" L x 32.25" W x 5" H

UPC: 0-17342-51254-2 Dealer: \$153.10 MSRP: \$359.99  
lbs.: 51 40' Qty.: 482

- Dimensions: 52" W x 29" D x 31" H
- Simulated Carbon Fiber Finish on Desktop
- Power Outlet with Three Receptacles and Two USB Ports
- Wire Cup Holder and Hook for Headphones (reversible)
- Four Floor Levelers for Stability
- Grounded Cord for Safety: 6.5 ft. long

- Desktop: 45.25" W x 29" D
- Powder Coated Steel Frame for Durability
- Cable Hole with Plastic Cover: 2" W
- Rear Pole and Stabilizers for Rigidity
- Can be Used as a Computer Desk or Game Table
- Weight Limit: 50 lbs.

**Mid Back Gaming Chair**

Item #10661 Black/Red  
Carton Dim.: 25.25" L x 12" W x 23.25" H

UPC: 0-17342-10661-1 Dealer: \$116.05 MSRP: \$269.99  
lbs.: 35 40' Qty.: 512

- Dimensions: 25.75" W x 22" D x 44" H
- Height Adjustable: 18.5" – 22" seat to floor
- Built In Lumbar Support
- Adjustable Height Armrests
- Weight Limit: 330 lbs.

- Padded Vinyl Seat: 20" W x 17" D
- Tapered Back: 19" W x 23" H
- Free Recline with Tension Control Knob and Locking Upright Position
- Five Star Chrome Base with 2" Covered Casters



**Terms & Conditions:** Minimum Opening Order: \$2,500.00 | All Orders F.O.B. Factory Dock, Commerce, CA | Terms: Net 30 Days, O.A.C.

**Returns:** Must receive an authorized RMA number, returned in unbroken cartons, and may be subject to a 20% restocking fee.

**Missing Parts/Hardware:** Contact us at: 866-942-0492 ext.141, or e-mail: pauls@studiodesigns.com.

**Items with Shipping Dimensions:** Item ships in a slightly larger carton.

**LTL Deliveries:** Customer has 10 days from delivery receipt to notify Carrier and Studio Designs™ of Concealed Damages and Shortages.

- Any assessorial fees from Carrier for special deliveries will be billed to the customer. Studio Designs™ is not responsible for these services (Lift Gate, Inside Delivery, Guaranteed or Residential Delivery, etc.).
- If Studio Designs™ is chosen to schedule the freight carrier, shipment may be shipped via Intermodal (i.e. Truck and Rail).

**Restrictions:** Our products can be sold on customer's proprietary website (ex: Blick.com), but are not allowed to be sold on Amazon.com (including Amazon FBA), Walmart.com (including Walmart WFS) or any other e-commerce platform.

**Corporate Office:** Studio Designs™, Inc. 6027 Bandini Blvd., Commerce, CA 90040 | Tel: (562) 942-0492 | Fax: (562) 942-0531

**\* Prices are subject to change without notice due to duties and/or tariffs**